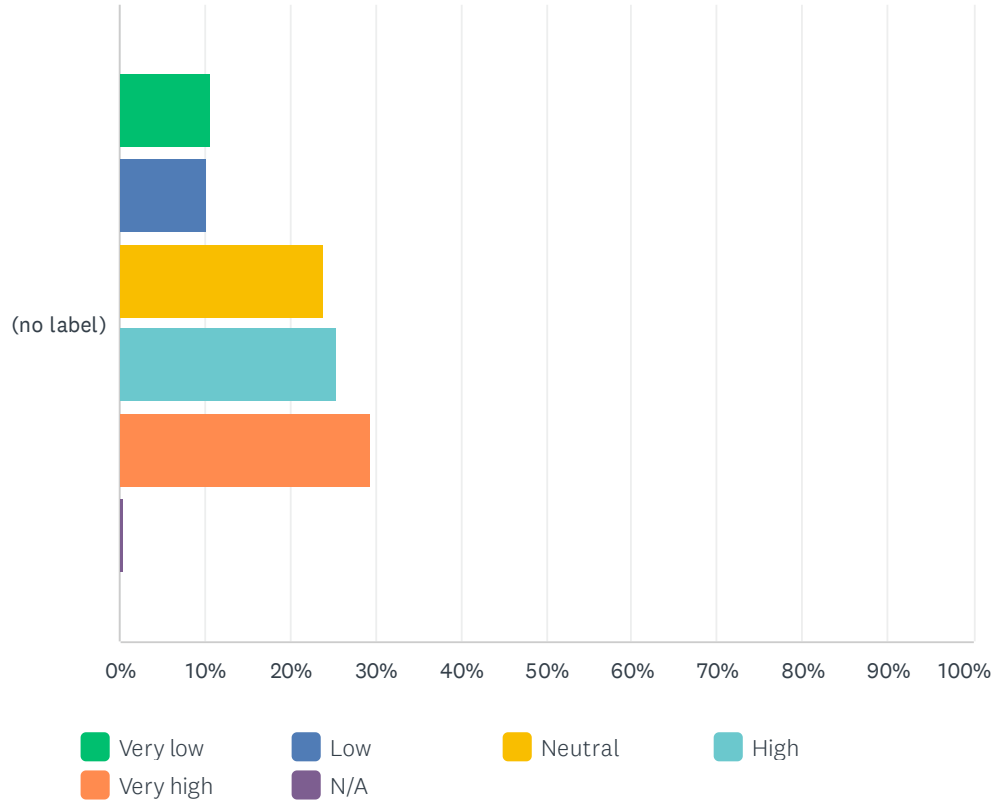


Q1 How high of a priority is a Community Center for you / your family / your business?

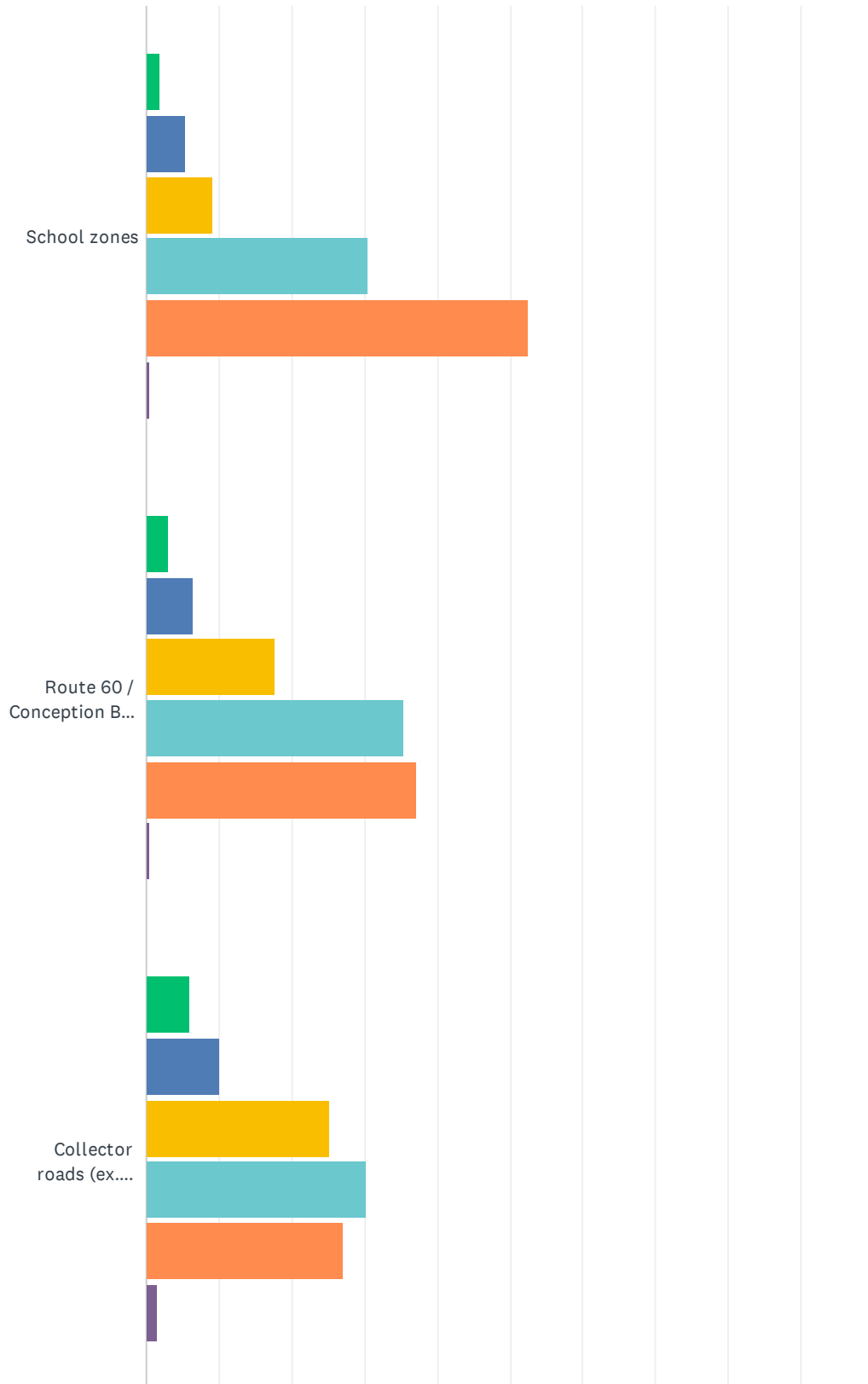
Answered: 402 Skipped: 0



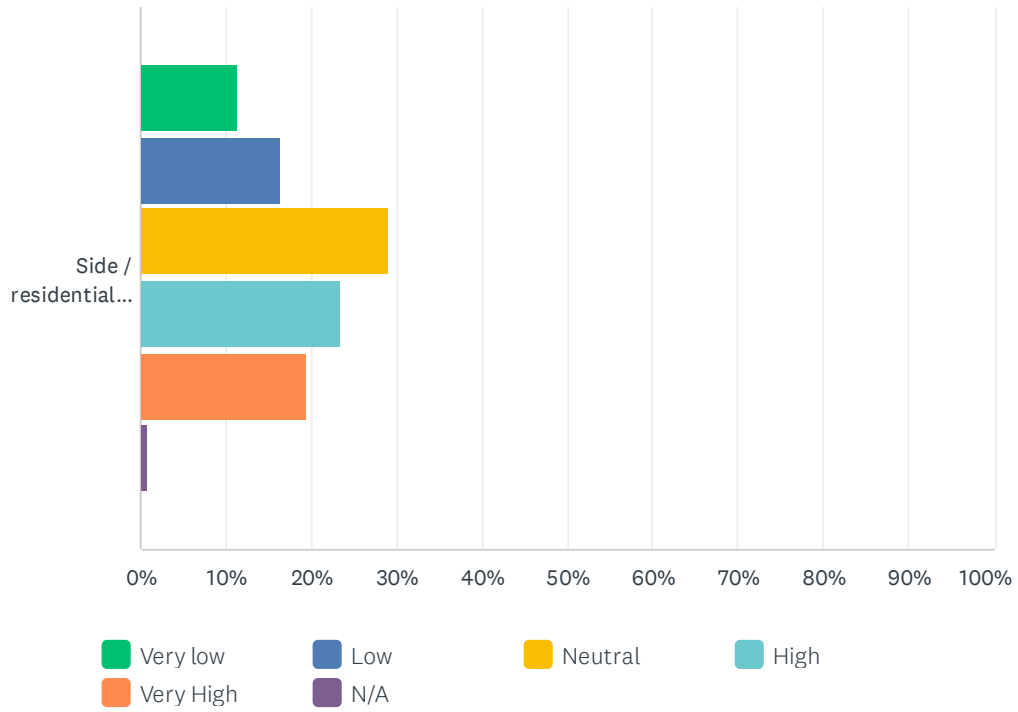
	VERY LOW	LOW	NEUTRAL	HIGH	VERY HIGH	N/A	TOTAL	WEIGHTED AVERAGE
(no label)	10.70%	10.20%	23.88%	25.37%	29.35%	0.50%	402	3.53
	43	41	96	102	118	2		

Q2 How high of a priority are sidewalks in the following areas for you / your family / your business?

Answered: 402 Skipped: 0



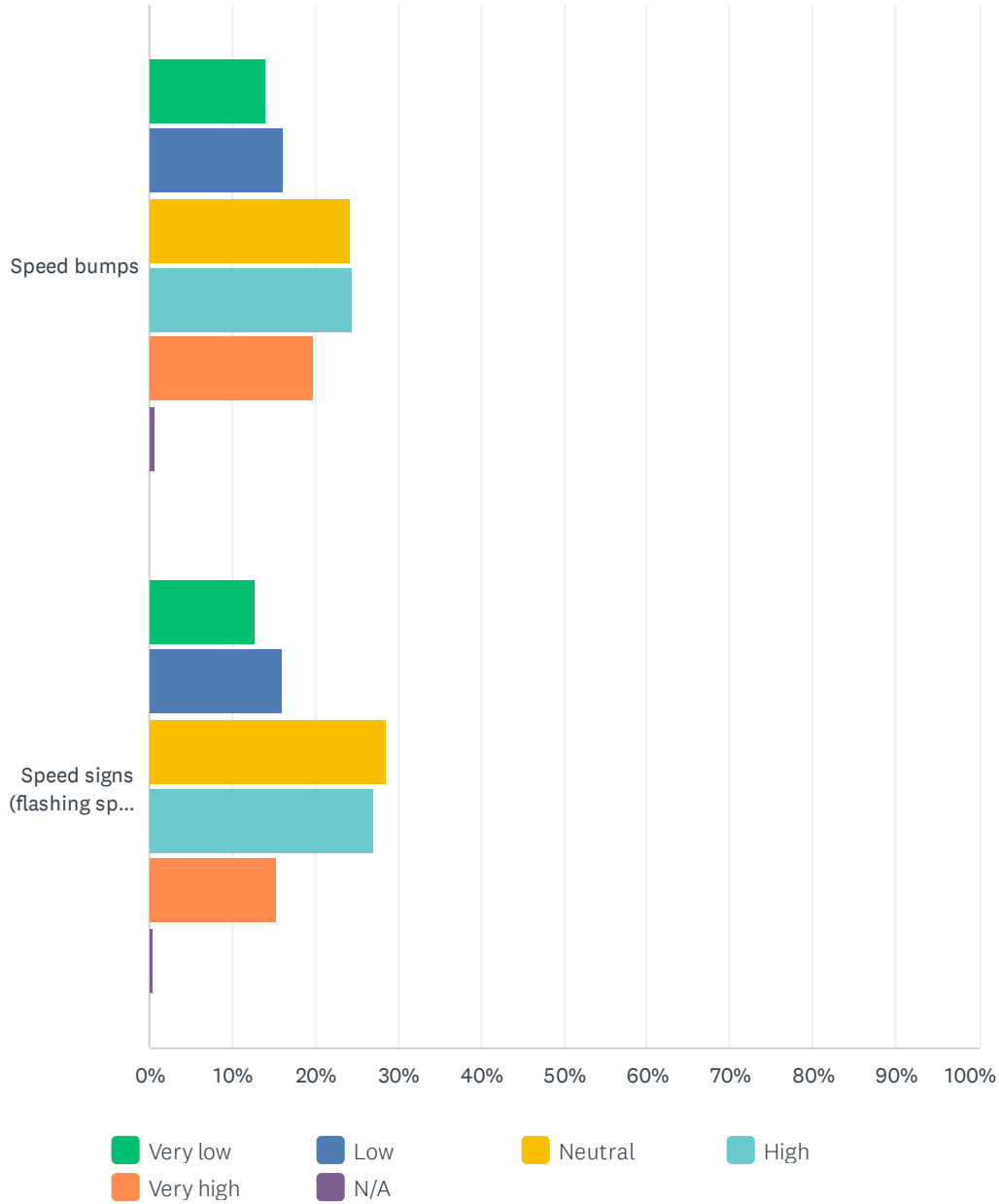
2022 Budget Survey



	VERY LOW	LOW	NEUTRAL	HIGH	VERY HIGH	N/A	TOTAL	WEIGHTED AVERAGE
School zones	2.01% 8	5.26% 21	9.27% 37	30.58% 122	52.38% 209	0.50% 2	399	4.27
Route 60 / Conception Bay Highway	2.99% 12	6.47% 26	17.66% 71	35.32% 142	37.06% 149	0.50% 2	402	3.98
Collector roads (ex. Legion Road, Lawrence Pond Road, Fowlers Road, etc.)	5.97% 24	9.95% 40	25.12% 101	30.35% 122	27.11% 109	1.49% 6	402	3.64
Side / residential streets (ex. Greelytown Road, Station Road, etc.)	11.31% 45	16.33% 65	28.89% 115	23.37% 93	19.35% 77	0.75% 3	398	3.23

Q3 How high of a priority are the use of the following traffic calming measures to you / your family / your business?

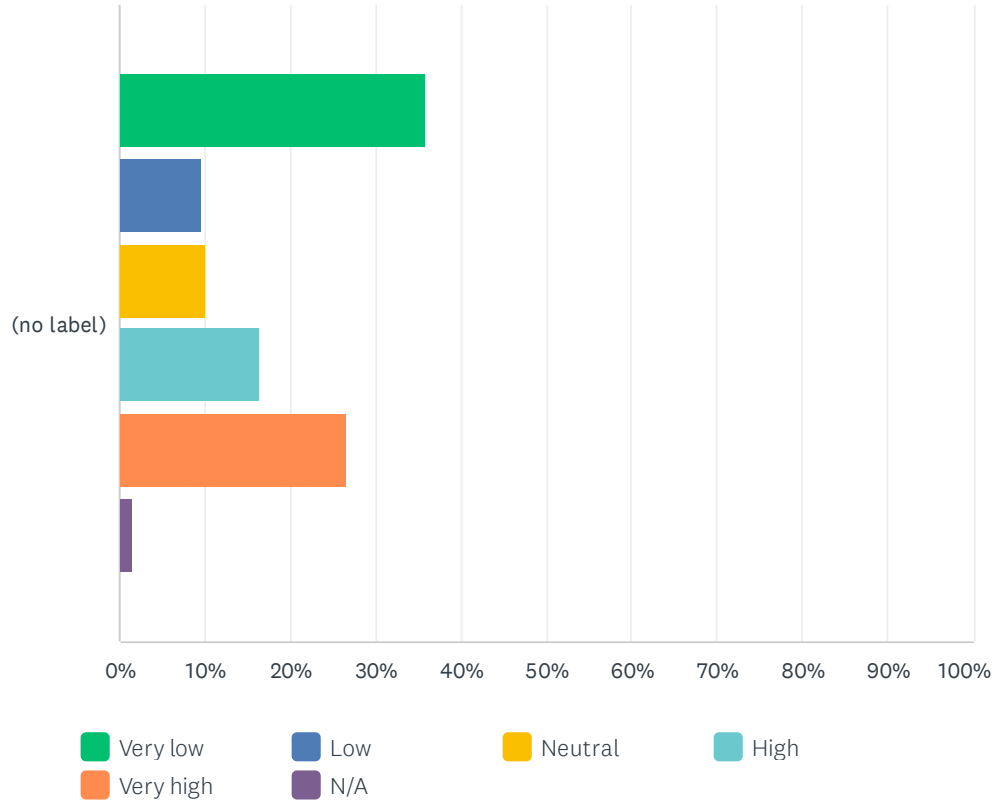
Answered: 402 Skipped: 0



	VERY LOW	LOW	NEUTRAL	HIGH	VERY HIGH	N/A	TOTAL	WEIGHTED AVERAGE
Speed bumps	14.18% 57	16.17% 65	24.38% 98	24.63% 99	19.90% 80	0.75% 3	402	3.20
Speed signs (flashing speed indicators)	12.75% 51	16.00% 64	28.50% 114	27.00% 108	15.25% 61	0.50% 2	400	3.16

Q4 How high of a priority is an ATV trail for Conception Bay South for you / your family / your business?

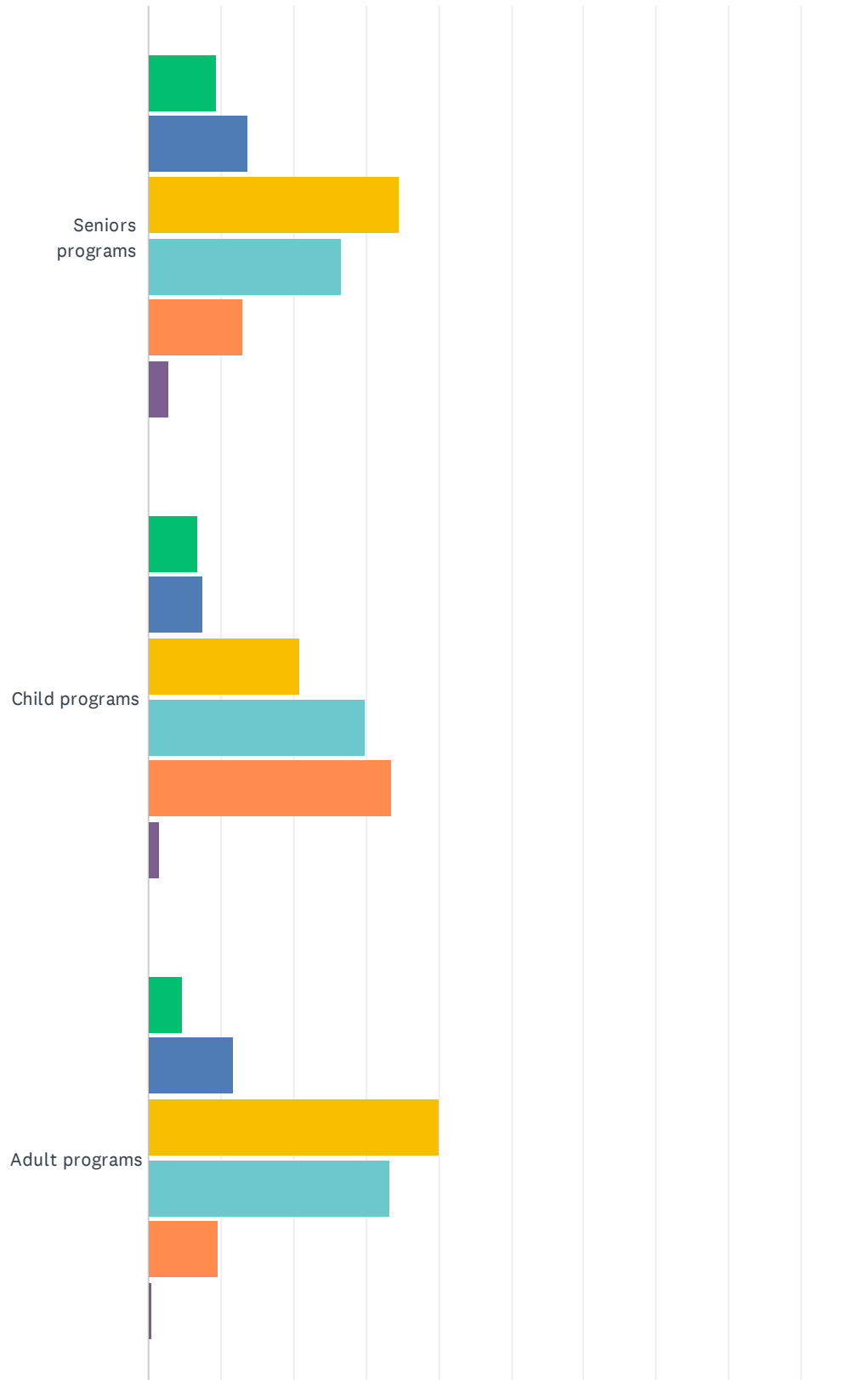
Answered: 402 Skipped: 0



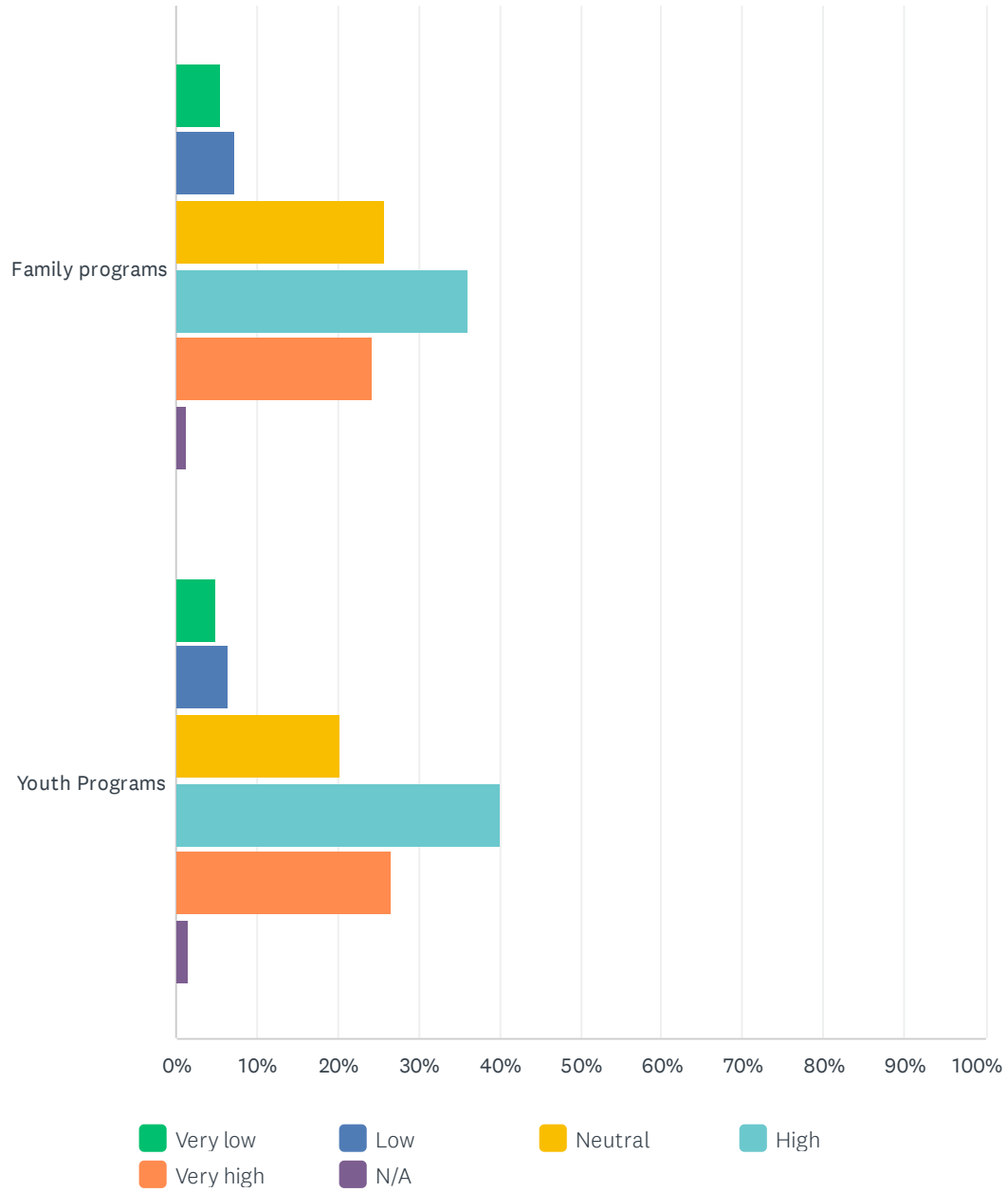
	VERY LOW	LOW	NEUTRAL	HIGH	VERY HIGH	N/A	TOTAL	WEIGHTED AVERAGE
(no label)	35.82% 144	9.70% 39	9.95% 40	16.42% 66	26.62% 107	1.49% 6	402	2.88

Q5 How high of a priority is spending on the following types of programming to you / your family / your business?

Answered: 402 Skipped: 0



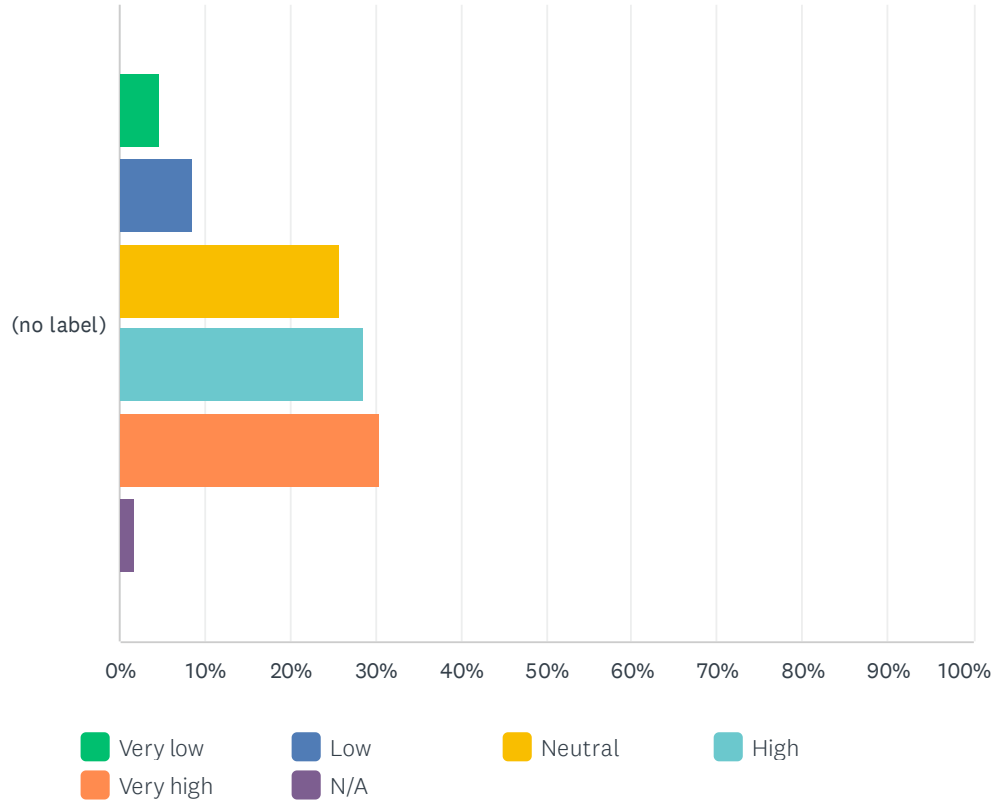
2022 Budget Survey



	VERY LOW	LOW	NEUTRAL	HIGH	VERY HIGH	N/A	TOTAL	WEIGHTED AVERAGE
Seniors programs	9.45% 38	13.68% 55	34.58% 139	26.62% 107	12.94% 52	2.74% 11	402	3.20
Child programs	6.73% 27	7.48% 30	20.95% 84	29.93% 120	33.42% 134	1.50% 6	401	3.77
Adult programs	4.76% 19	11.78% 47	40.10% 160	33.33% 133	9.52% 38	0.50% 2	399	3.31
Family programs	5.50% 22	7.25% 29	25.75% 103	36.00% 144	24.25% 97	1.25% 5	400	3.67
Youth Programs	5.00% 20	6.50% 26	20.25% 81	40.00% 160	26.75% 107	1.50% 6	400	3.78

Q6 How high of a priority is having all Town residents connected to municipal Water and Sewer services?

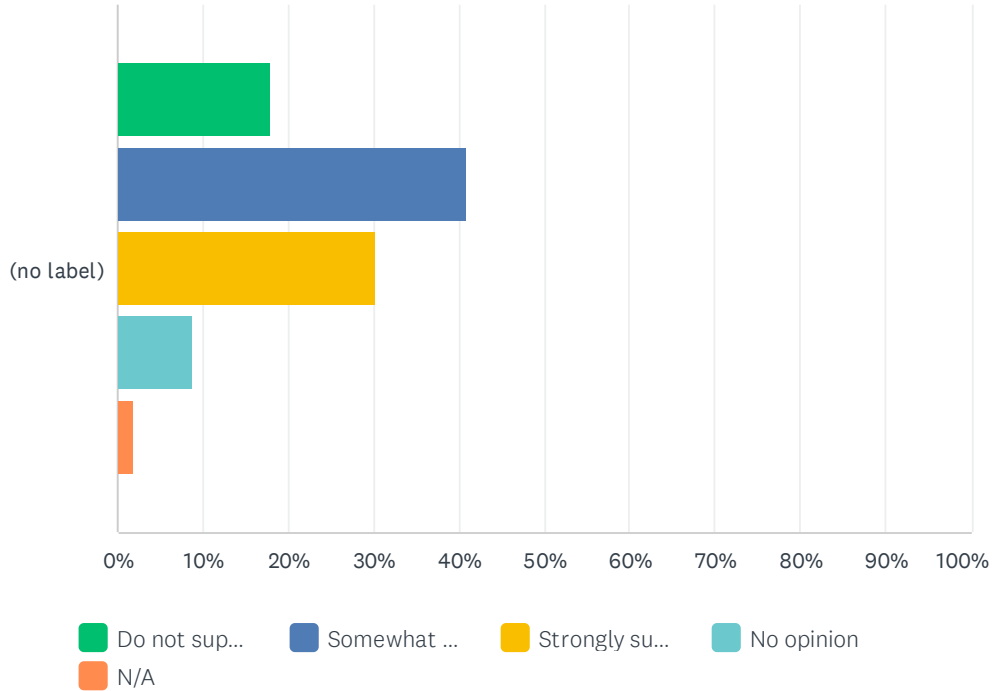
Answered: 402 Skipped: 0



	VERY LOW	LOW	NEUTRAL	HIGH	VERY HIGH	N/A	TOTAL	WEIGHTED AVERAGE
(no label)	4.73% 19	8.46% 34	25.87% 104	28.61% 115	30.60% 123	1.74% 7	402	3.73

Q7 Would you support an increase in recreation fees that would bring the Town in line with surrounding municipalities that offer similar services (ex. Ice rentals, Day Camp registration fees, etc.)?

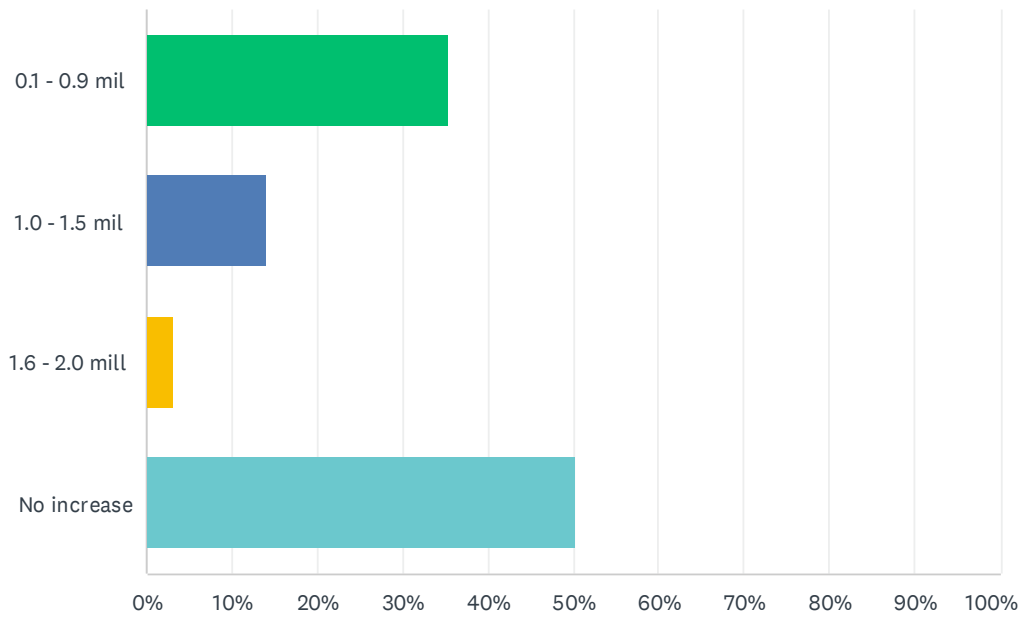
Answered: 402 Skipped: 0



	DO NOT SUPPORT	SOMEWHAT SUPPORT	STRONGLY SUPPORT	NO OPINION	N/A	TOTAL	WEIGHTED AVERAGE
(no label)	17.91% 72	41.04% 165	30.35% 122	8.71% 35	1.99% 8	402	2.30

Q8 The Town of Conception Bay South is legislated by the Municipalities Act to prepare a balanced budget each year; money received must equal money spent. Therefore, if residents would like to see an increase in service levels, this may require the Town to raise additional revenue through taxes. Based on your responses, what level of tax rate increase would you support to realize your priorities?

Answered: 402 Skipped: 0



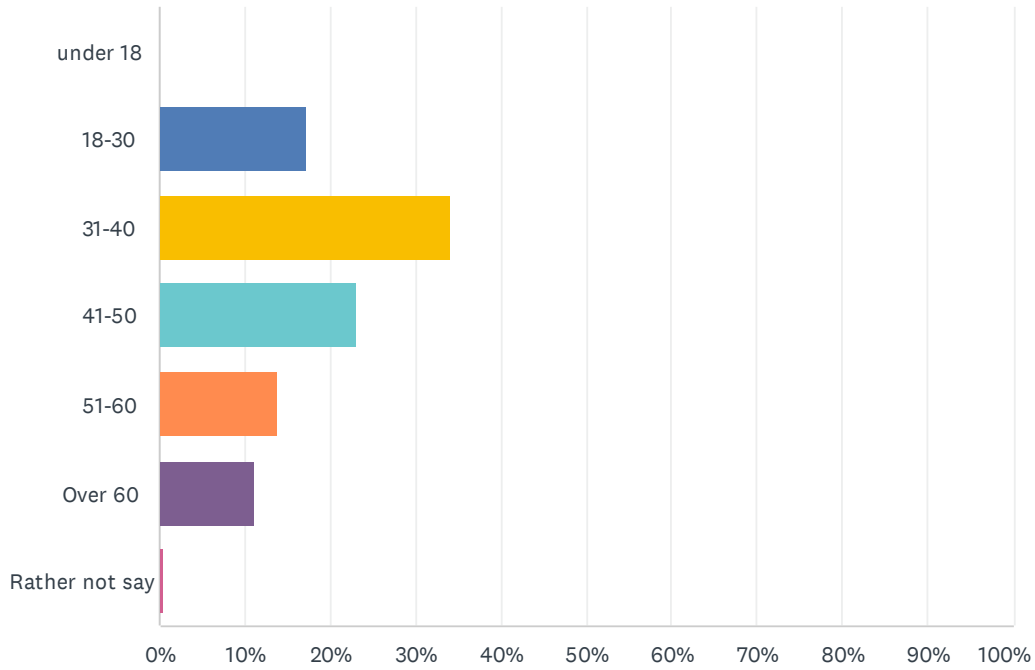
ANSWER CHOICES	RESPONSES
0.1 - 0.9 mil	35.32% 142
1.0 - 1.5 mil	14.18% 57
1.6 - 2.0 mill	3.23% 13
No increase	50.25% 202
Total Respondents: 402	

Q9 Please provide any additional feedback as it relates to the 2022 Budget for Conception Bay South

Answered: 155 Skipped: 247

Q10 Please select your age

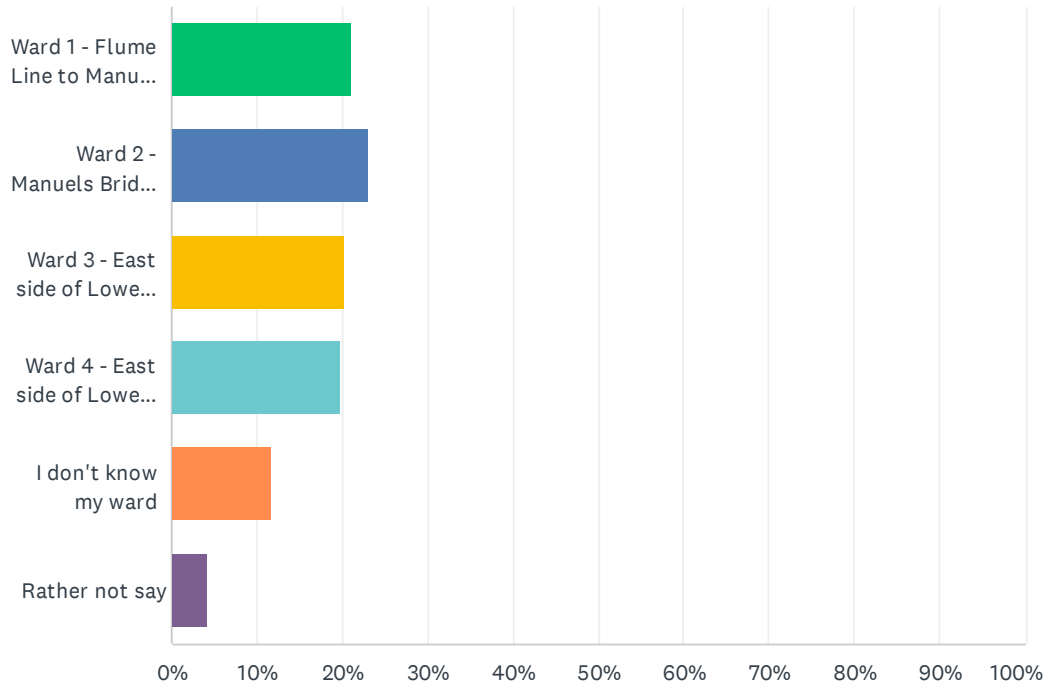
Answered: 395 Skipped: 7



ANSWER CHOICES	RESPONSES	
under 18	0.00%	0
18-30	17.22%	68
31-40	34.18%	135
41-50	23.04%	91
51-60	13.92%	55
Over 60	11.14%	44
Rather not say	0.51%	2
TOTAL		395

Q11 Please select your Ward

Answered: 395 Skipped: 7



ANSWER CHOICES	RESPONSES	
Ward 1 - Flume Line to Manuels Bridge	21.01%	83
Ward 2 - Manuels Bridge to East side of Foxtrap Access Road to East side of Peacock Place, Peachytown Road and Delaneys Road	23.04%	91
Ward 3 - East side of Lower Gullies River to East side of Legion Road to West side of Foxtrap Access Road, Peacock Place, Peachytown Road and Delaneys Road	20.25%	80
Ward 4 - East side of Lower Gullies River, West side of Legion Road to Quarry Brook.	19.75%	78
I don't know my ward	11.65%	46
Rather not say	4.30%	17
TOTAL		395